

Gaps in Translation of Immuno-Biomarkers into Clinical Laboratory Use

Julio Delgado, M.D.

Medical Director Immunology

ARUP Laboratories, Department of Pathology

University of Utah School of Medicine




UNIVERSITY OF UTAH
SCHOOL OF MEDICINE


The ideas and opinions expressed in this lecture are those of the speaker and do not reflect the official policy or position of ARUP Laboratories or the University of Utah School of Medicine



The long road of translation of biomarkers into laboratory medicine




Job description



- Discovery is completely different from validation, and implementation in clinical laboratory testing
 - Discovery is scientifically, technologically driven
 - Validation is medically, regulatory driven
 - Implementation is customer, economically driven



Job responsibility



- Who should drive this process?
 - Scientist? – Do they understand the medicine? regulations? economics?
 - Physician? – Do they have time for basic science research?
 - Managers? – Besides the economics, do they understand everything else?
- Is there anyone that can do all of this?



Gaps in the long road of translation of biomarkers into laboratory medicine



Discovery

- Funding
- Validity

Validation

- Regulations
- Harmonization

Implementation

- Economics
- Marketing



Where is the money for discovery?

- Funding agencies request hypothesis-driven research for grant applications
- Biological hypothesis-driven ideas have little to do with biomarker discovery
- Thus, biomarkers discovery applications are not funded

- Once discovered, all biomarkers have biological explanations
- Thus, a good biomarker can drive biological hypothesis-driven research

- The money for biomarker discovery is coming from R&D budgets from manufacturers and reference laboratories



Validity: Are there enough subjects for discovery?

- Biomarker discovery must be made in patients
 - Must account for population diversity (e.g. ethnicity, genetics, HLA)
 - Disease biology, heterogeneity
- Multiple patient sets needed (sort of consensus from genomics/proteomics)
 - Discovery patient set: large cohort enough to account for all the above
 - Training patient set: independent cohort on which biomarker is refined
 - Test patient set: another independent set on which biomarker is validated
- Biomarker discovery might be stifled by hard realities of patient numbers
 - if you discover a biomarker test in 10 patients then you don't have a test
- Statistical power calculations come to the rescue



Regulations in the eye of the beholder (a.k.a.) FDA

- Categories of in-vitro diagnostic (IVD) assays
 - FDA-cleared: commercially distributed IVD assays approved for marketing and use in clinical laboratory diagnosis
 - Research Use Only (RUO): commercially distributed IVD assays in laboratory research phase of development; that is, either basic research or the initial search for potential clinical utility
 - Laboratory develop tests (LDT) – “home-brewed”: IVD assays that are manufactured, including being developed and validated, and offered, within a single laboratory using ASR. Traditionally developed by academic laboratories. More recently developed by whoever feels empowered (e.g. boutique testing). Until recently, FDA has used “enforcement discretion” to regulate LDT
 - Analyte Specific Reagents (ASR): reagents which, through specific binding or chemical reactions with substances in a specimen, are intended for use in a diagnostic application for identification and quantification of an individual chemical substance or ligand in biological specimens



Understanding of regulations

- “Dear manufacturer” letter by FDA in June, 2011
 - Draft distributed for comments: Guidance on Commercially Distributed IVD Products Labeled for RUO (www.fda.gov)
 - Discourages manufacturers of RUO from selling their kits to customers that are using these products for clinical diagnostic use
 - In average RUO kits are used for ~30% of clinical laboratory test
 - Uncertainty about how FDA will implement, enforce this policy
 - Some manufacturers already starting to comply leaving clinical labs in the dark
 - A way out might be to buy kits as ASR’s pieces and validate LDT’s
 - What happens when LDT’s become regulated by FDA?



Biomarker assay validation

- Parameters assessed in validation protocol (CLSI) for IVD assays
 - Accuracy
 - Reproducibility/ repeatability
 - Limit of detection/ limit of quantitation
 - Linearity
 - Potential interferences/ cross-reactivity
 - Matrix effect
 - Cross-contamination/ carry-over
 - Reference interval
 - ...and a lot more specifically-related



Are we all reporting the same result?

- Science is reproducible but often laboratory testing is not
 - Protocol differences
 - Instrumentation changes
 - Human factor
 - Quality control issues
 - Normal assay reproducibility drift
- Harmonization \approx proficiency testing programs are designed to address and correct reproducibility issues in clinical laboratory testing
- There is few harmonization data in laboratory validation and implementation of new immuno-biomarkers.



Are we all reporting the same result?

- Multicenter HLA-peptide multimer proficiency panel (MPP)
- The Cancer Vaccine Consortium of the Cancer Research Institute
- 27 laboratories tested two HLA-A2-restricted model antigens using commercially available HLA-peptide multimers

Table 1 Percentage of CD8-specific multimer binding based on the mean of the triplicates

Antigen	Donor	Median	25th Percentile	75th Percentile	Mean	SD	CV	Min	Max
Influenza-M1	D1	0.07	0.04	0.15	0.32	0.67	210.58 ^a	0.00	2.87
	D2	0.67	0.50	0.89	0.73	0.34	47.16	0.24	2.05
	D3	0.16	0.11	0.32	0.29	0.35	122.95	0.00	1.53
	D4	0.19	0.17	0.27	0.28	0.26	93.66	0.07	1.44
	D5	0.35	0.31	0.41	0.44	0.25	57.05	0.21	1.21
Melan-A/Mart-1	D1	0.07	0.03	0.19	0.23	0.48	207.48 ^b	0.00	2.53
	D2	0.10	0.03	0.17	0.17	0.27	156.14	0.00	1.30
	D3	0.12	0.06	0.23	0.25	0.40	157.76	0.02	2.09
	D4	0.10	0.04	0.15	0.17	0.23	135.44	0.01	1.06
	D5	0.08	0.03	0.17	0.18	0.26	142.63	0.01	1.06

Britten et al., Cancer Immunol Immunother 2009



Opportunities to improve among others...

- Establish lab SOP for MHC-peptide multimer staining
 - Count at least 100,000 CD8 T cells per staining
 - Introduce a background control to set gates
 - Use more than two colors for staining
- Establish SOP for software analyses
 - Gating strategy
 - Rules to set the gates
- Establish a human auditing process of all results
 - Are all dot plots correctly compensated?
 - Have the gates been set correctly?
 - Are the calculated frequencies of multimer-positive cells plausible?
- Use of dump channel, dead cell dyes, irrelevant multimers

Britten et al., Cancer Immunol Immunother 2009



Economics

- New biomarkers must be considered in the context of cost, throughput, and format availability
 - Central lab testing vs. point of care testing
 - Hospital-based vs. reference-based
 - Need for higher throughput technology?
 - Kits vs. ASR's
- Reimbursement costs
 - How much to charge for a new biomarker?
 - Volume? FDA-clearance?
 - Medicare, Medicaid
 - Insurances, out-of-pocket
- Current trend for personalized medicine is in direct collision with health care reform



Marketing

- Do you know your clients? 3 P's: Physicians, Patients, Payors
- Physicians start a time clock after ordering a test; live in a world of complexity but demand simplicity; don't trust new biomarker tests
 - If you have a biomarker that takes 1 week to report or more than 1 minute to interpret then you don't have a test
- Patients know more about their symptoms, diagnosis, come to the office clinic demanding a list of laboratory tests (conventional, exoteric)
- All you need to know about what payors want from a new biomarker test is to save money or improve long-term health care.....and save money
 - If you have a biomarker that cost \$1,000 then you don't have a test



Conclusions

- New immuno-biomarkers will change medical care and outcomes
- It is a challenging time for biomarker discovery, validation and implementation
- With new regulatory challenges come opportunities for those willing to embrace them
- The disconnection of expectations among physicians, patients, payors and health care reform policies needs to be bridged



It takes all of us



UNIVERSITY OF UTAH
SCHOOL OF MEDICINE